

procut
part of the  group



Tungsten Carbide Rotary Burrs







www.procut.ie











Procut is an internationally renowned brand of high quality carbide burrs, and forms a key part of ATA Group, a privately owned organisation with over 50 years experience in the supply of metal working solutions to all major industrial sectors.

We are committed to providing our customers with high performance products that maximise productivity and reduce costs. Our headquarters and global production centre based in Cavan, Ireland, is accredited to ISO9001:2008 and equipped with the latest CNC technology delivering product of unrivalled quality and consistency.

Contents


Cuts & Speed Guide	4 - 5
Standard Burr Range	6 - 19
 A - Shape	6
 B - Shape	7
 C - Shape	8
 D - Shape	9
 E - Shape	10
 F - Shape	11

 G - Shape	12
 H - Shape	13
 J - Shape	14
 K - Shape	15
 L - Shape	16
 M - Shape	17
 N - Shape	18
 RIM - Shape	19
Miniature Range	20 - 22
Micro Range	23
Long Shank Range	24 - 26
Coated Range	27 - 29
Router Range	30
Power Cut Range	31 - 33
Burr Sets	34
Recommendations For Use	35

Cut Selection Guide

Speed Guide

Standard Cut Types



Cut 6 - Double cut for general purpose use. Improves control and reduces chips



Cut 2 - Standard cut for general applications



Cut 3 - Fast Mill cut for rapid stock removal of softer non-ferrous materials including plastics


Special Cut Types




Cut 1 - Coarse cut for metal removal and finishing applications on non-ferrous metal alloys




Cut 4 - Fine cut for improved finish on all ferrous metals



Cut 5 - Foundry cut for maximum stock removal, rough edges and foundry applications



Cut 8 - Diamond cut for hardest materials and best finishes



Cut 9 - Chipbreaker cut for fast stock removal. Improves control and surface finish



Cut 10 - Fast Mill cut with chipbreaker for rapid stock removal

Cut Selection Guide

Material	Standard Cut Types			Special Cut Types					
	Cut 6	Cut 2	Cut 3	Cut 1	Cut 4	Cut 5	Cut 8	Cut 9	Cut 10
Aluminium, Plastic			●						○
Brass, Copper, Cast Iron, Bronze	●	●		○	○	●	○	○	
Unhardened Steel	●	●			○	●	○	○	
Hardened Steels, Stainless Steels, Nimonic Alloys, Titanium	●	●			●	○	●	○	

- Recommended
- Highly Recommended

Recommended Operating Speeds


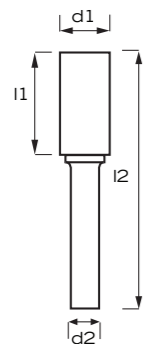
All Speeds in the table below quoted x 1,000 rpm

Burr Head Diameter	Maximum Operating Speeds	Aluminium, Plastic		Brass, Copper Cast Iron, Bronze		Unhardened Steel		Hardened Steel, Stainless Steel, Nimonic Alloys	
		Speed Range	Recomm. Start Point	Speed Range	Recomm. Start Point	Speed Range	Recomm. Start Point	Speed Range	Recomm. Start Point
3mm (1/8")	100	60 - 80	65	45 - 80	65	60 - 80	80	60 - 80	80
6mm (1/4")	65	15 - 60	40	22 - 60	45	45 - 60	50	30 - 45	40
10mm (3/8")	55	10 - 50	25	15 - 40	30	30 - 40	30	19 - 30	25
12mm (1/2")	35	7 - 30	20	11 - 30	25	22 - 30	25	15 - 22	20
16mm (5/8")	25	6 - 20	15	9 - 20	20	18 - 20	20	12 - 18	15
20mm (3/4")	20	5 - 17	10	8 - 17	12	15 - 17	15	10 - 15	10
25mm (1")	15	4 - 13	8	6 - 13	10	10 - 13	10	7 - 11	8

Recommended Speeds are based on standard shank length of 45mm / (1-3/4") max overhang of 10mm (3/8")
Maximum recommended operating speeds for extended length shanks is 15,000rpm

Cylinder without Endcut

Shape: A, ZYA, SA



3mm shank

Dimensions - All in mm


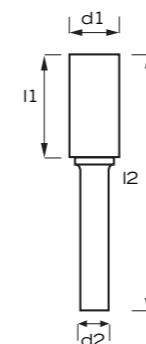
d1	l1	d2	l2	Type
1.5	6.0	3.0	38.0	Solid
2.0	11.0	3.0	38.0	Solid
2.5	12.0	3.0	38.0	Solid
3.0	14.0	3.0	38.0	Solid
5.0	12.7	3.0	38.0	Solid
6.3	4.7	3.0	37.0	Brazed
6.3	12.7	3.0	45.0	Brazed

Part Numbers

Cut 2	Cut 6	Cut 3
A31.506-2	A31.506-6	-
A30211-2	A30211-6	-
A32.512-2	A32.512-6	-
A30314-2	A30314-6	A30314-3
A30512-2	A30512-6	-
A30605-2	A30605-6	-
A30612-2	A30612-6	A30612-3

Cylinder with Endcut

Shape: B, ZYAS, SB



3mm shank

Dimensions - All in mm

d1	l1	d2	l2	Type
1.5	6.0	3.0	38.0	Solid
2.0	11.0	3.0	38.0	Solid
2.5	12.0	3.0	38.0	Solid
3.0	14.0	3.0	38.0	Solid
5.0	12.7	3.0	38.0	Solid
6.3	4.7	3.0	37.0	Brazed
6.3	12.7	3.0	45.0	Brazed

Part Numbers

Cut 2	Cut 6	Cut 3
B31.506-2	B31.506-6	-
B30211-2	B30211-6	-
B32.512-2	B32.512-6	-
B30314-2	B30314-6	B30314-3
B30512-2	B30512-6	-
B30605-2	B30605-6	-
B30612-2	B30612-6	B30612-3

6mm shank

Dimensions - All in mm

d1	l1	d2	l2	Type
3.0	14.0	6.0	50.0	Solid
4.0	14.0	6.0	50.0	Solid
5.0	16.0	6.0	50.0	Solid
6.0	18.0	6.0	50.0	Solid
6.0	25.0	6.0	50.0	Solid
8.0	19.0	6.0	64.0	Brazed
9.6	13.5	6.0	59.0	Brazed
9.6	19.0	6.0	64.0	Brazed
9.6	25.0	6.0	70.0	Brazed
11.0	25.0	6.0	70.0	Brazed
12.7	19.0	6.0	64.0	Brazed
12.7	25.0	6.0	70.0	Brazed
16.0	25.0	6.0	70.0	Brazed
19.0	25.0	6.0	70.0	Brazed
25.0	25.0	6.0	70.0	Brazed

Part Numbers

Cut 2	Cut 6	Cut 3
A60312-2	A60312-6	-
A60413-2	A60413-6	-
A60516-2	A60516-6	-
A60618-2	A60618-6	A60618-3
A60625-2	A60625-6	-
A60820-2	A60820-6	A60820-3
A61014-2	A61014-6	-
A61020-2	A61020-6	A61020-3
A61025-2	A61025-6	-
A61125-2	A61125-6	-
A61220-2	A61220-6	-
A61225-2	A61225-6	A61225-3
A61525-2	A61525-6	A61525-3
A62025-2	A62025-6	A62025-3
A62525-2	A62525-6	A62525-3

6mm shank

Dimensions - All in mm

d1	l1	d2	l2	Type
3.0	14.0	6.0	50.0	Solid
4.0	14.0	6.0	50.0	Solid
5.0	16.0	6.0	50.0	Solid
6.0	18.0	6.0	50.0	Solid
6.0	25.0	6.0	50.0	Solid
8.0	19.0	6.0	64.0	Brazed
9.6	13.5	6.0	59.0	Brazed
9.6	19.0	6.0	64.0	Brazed
9.6	25.0	6.0	70.0	Brazed
11.0	25.0	6.0	70.0	Brazed
12.7	19.0	6.0	64.0	Brazed
12.7	25.0	6.0	70.0	Brazed
16.0	25.0	6.0	70.0	Brazed
19.0	25.0	6.0	70.0	Brazed
25.0	25.0	6.0	70.0	Brazed

Part Numbers

Cut 2	Cut 6	Cut 3
B60312-2	B60312-6	-
B60413-2	B60413-6	-
B60516-2	B60516-6	-
B60618-2	B60618-6	B60618-3
B60625-2	B60625-6	-
B60820-2	B60820-6	B60820-3
B61014-2	B61014-6	-
B61020-2	B61020-6	B61020-3
B61025-2	B61025-6	-
B61125-2	B61125-6	-
B61220-2	B61220-6	-
B61225-2	B61225-6	B61225-3
B61525-2	B61525-6	B61525-3
B62025-2	B62025-6	B62025-3
B62525-2	B62525-6	B62525-3

8mm shank

Dimensions - All in mm

d1	l1	d2	l2	Type
12.7	25.0	8.0	70.0	Brazed
16.0	25.0	8.0	70.0	Brazed
19.0	25.0	8.0	70.0	Brazed
25.0	25.0	8.0	70.0	Brazed

Part Numbers

Cut 2	Cut 6	Cut 3
A81225-2	A81225-6	A81225-3
A81525-2	A81525-6	A81525-3
A82025-2	A82025-6	A82025-3
A82525-2	A82525-6	A82525-3

8mm shank

Dimensions - All in mm

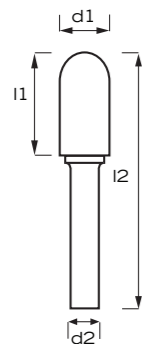
d1	l1	d2	l2	Type
12.7	25.0	8.0	70.0	Brazed
16.0	25.0	8.0	70.0	Brazed
19.0	25.0	8.0	70.0	Brazed
25.0	25.0	8.0	70.0	Brazed

Part Numbers

Cut 2	Cut 6	Cut 3
B81225-2	B81225-6	B81225-3
B81525-2	B81525-6	B81525-3
B82025-2	B82025-6	B82025-3
B82525-2	B82525-6	B82525-3

Ball Nosed Cylinder

Shape: C, WRC, SC



3mm
shank

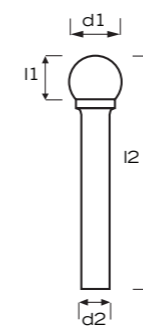
Dimensions - All in mm

d1	l1	d2	l2	Type	Cut 2	Cut 6	Cut 3
2.0	11.0	3.0	38.0	Solid	C30211-2	C30211-6	-
2.5	11.0	3.0	38.0	Solid	C32.511-2	C32.511-6	-
3.0	14.0	3.0	38.0	Solid	C30312-2	C30312-6	C30312-3
5.0	12.7	3.0	38.0	Solid	C30512-2	C30512-6	-
6.3	12.7	3.0	45.0	Brazed	C30612-2	C30612-6	C30612-3

Part Numbers

Ball

Shape: D, KUD, SD



3mm
shank

Dimensions - All in mm

d1	l1	d2	l2	Type	Cut 2	Cut 6	Cut 3
2.0	1.8	3.0	38.0	Solid	D30202-2	D30202-6	-
2.5	2.3	3.0	38.0	Solid	D32.52.5-2	D32.52.5-6	-
3.0	2.5	3.0	38.0	Solid	D30303-2	D30303-6	D30303-3
4.0	3.4	3.0	38.0	Solid	D30404-2	D30404-6	D30404-3
5.0	4.7	3.0	38.0	Solid	D30505-2	D30505-6	-
6.3	5.0	3.0	38.0	Brazed	D30606-2	D30606-6	D30606-3

Part Numbers

6mm
shank

Dimensions - All in mm

d1	l1	d2	l2	Type	Cut 2	Cut 6	Cut 3
3.0	14.0	6.0	50.0	Solid	C60312-2	C60312-6	-
4.0	14.0	6.0	50.0	Solid	C60413-2	C60413-6	-
5.0	16.0	6.0	50.0	Solid	C60516-2	C60516-6	-
6.0	18.0	6.0	50.0	Solid	C60618-2	C60618-6	C60618-3
6.0	25.0	6.0	50.0	Solid	C60625-2	C60625-6	-
8.0	19.0	6.0	64.0	Brazed	C60820-2	C60820-6	C60820-3
9.6	19.0	6.0	64.0	Brazed	C61020-2	C61020-6	C61020-3
9.6	25.0	6.0	70.0	Brazed	C61025-2	C61025-6	-
11.0	25.0	6.0	70.0	Brazed	C61125-2	C61125-6	-
12.0	10.0	6.0	54.0	Brazed	C61210-2	C61210-6	-
12.7	19.0	6.0	64.0	Brazed	C61220-2	C61220-6	C61220-3
12.7	25.0	6.0	70.0	Brazed	C61225-2	C61225-6	C61225-3
16.0	25.0	6.0	70.0	Brazed	C61525-2	C61525-6	C61525-3
19.0	25.0	6.0	70.0	Brazed	C62025-2	C62025-6	C62025-3
25.0	25.0	6.0	70.0	Brazed	C62525-2	C62525-6	-

Part Numbers

6mm
shank

Dimensions - All in mm

d1	l1	d2	l2	Type	Cut 2	Cut 6	Cut 3
3.0	2.5	6.0	50.0	Solid	D60303-2	D60303-6	-
4.0	3.0	6.0	50.0	Solid	D60404-2	D60404-6	-
5.0	4.0	6.0	50.0	Solid	D60505-2	D60505-6	-
6.0	4.7	6.0	50.0	Solid	D60606-2	D60606-6	D60606-3
8.0	6.0	6.0	52.0	Brazed	D60808-2	D60808-6	D60808-3
9.6	8.0	6.0	54.0	Brazed	D61010-2	D61010-6	D61010-3
11.0	9.5	6.0	55.0	Brazed	D61111-2	D61111-6	-
12.7	11.0	6.0	56.0	Brazed	D61212-2	D61212-6	D61212-3
16.0	14.0	6.0	59.0	Brazed	D61515-2	D61515-6	D61515-3
19.0	16.5	6.0	62.0	Brazed	D62020-2	D62020-6	D62020-3
25.0	22.0	6.0	67.0	Brazed	D62525-2	D62525-6	D62525-3

Part Numbers

8mm
shank

Dimensions - All in mm

d1	l1	d2	l2	Type	Cut 2	Cut 6	Cut 3
12.7	25.0	8.0	70.0	Brazed	C81225-2	C81225-6	C81225-3
16.0	25.0	8.0	70.0	Brazed	C81525-2	C81525-6	C81525-3
19.0	25.0	8.0	70.0	Brazed	C82025-2	C82025-6	C82025-3
25.0	25.0	8.0	70.0	Brazed	C82525-2	C82525-6	-

Part Numbers

8mm
shank

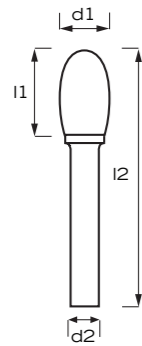
Dimensions - All in mm

d1	l1	d2	l2	Type	Cut 2	Cut 6	Cut 3
12.7	11.0	8.0	56.0	Brazed	D81212-2	D81212-6	D81212-3
16.0	14.0	8.0	59.0	Brazed	D81515-2	D81515-6	D81515-3
19.0	16.5	8.0	62.0	Brazed	D82020-2	D82020-6	D82020-3
25.0	22.0	8.0	67.0	Brazed	D82525-2	D82525-6	D82525-3

Part Numbers

Oval

Shape: E, TRE, SE



3mm
shank

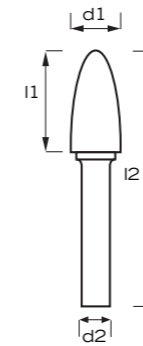
Dimensions - All in mm

d1	l1	d2	l2	Type	Cut 2	Cut 6	Cut 3
3.0	6.0	3.0	38.0	Solid	E30306-2	E30306-6	E30306-3
5.0	8.0	3.0	38.0	Solid	E30508-2	E30508-6	-
6.3	9.5	3.0	42.0	Brazed	E30610-2	E30610-6	E30610-3

Part Numbers

Ball Nosed Tree

Shape: F, RBF, SF



3mm
shank

Dimensions - All in mm

d1	l1	d2	l2	Type	Cut 2	Cut 6	Cut 3
3.0	6.0	3.0	38.0	Solid	F30306-2	F30306-6	-
3.0	8.0	3.0	38.0	Solid	F30308-2	F30308-6	-
3.0	14.0	3.0	38.0	Solid	F30312-2	F30312-6	F30312-3
5.0	12.7	3.0	38.0	Solid	F30512-2	F30512-6	-
6.3	12.7	3.0	45.0	Brazed	F30612-2	F30612-6	F30612-3

Part Numbers

6mm
shank

Dimensions - All in mm

d1	l1	d2	l2	Type	Cut 2	Cut 6	Cut 3
6.0	10.0	6.0	50.0	Solid	E60610-2	E60610-6	E60610-3
8.0	15.0	6.0	60.0	Brazed	E60815-2	E60815-6	E60815-3
9.6	16.0	6.0	60.0	Brazed	E61015-2	E61015-6	E61015-3
12.7	22.0	6.0	67.0	Brazed	E61220-2	E61220-6	E61220-3
16.0	25.0	6.0	70.0	Brazed	E61525-2	E61525-6	E61525-3
19.0	25.0	6.0	70.0	Brazed	E62025-2	E62025-6	E62025-3

Part Numbers

6mm
shank

Dimensions - All in mm

d1	l1	d2	l2	Type	Cut 2	Cut 6	Cut 3
6.0	18.0	6.0	50.0	Solid	F60618-2	F60618-6	F60618-3
8.0	20.0	6.0	65.0	Brazed	F60820-2	F60820-6	F60820-3
9.6	19.0	6.0	64.0	Brazed	F61020-2	F61020-6	F61020-3
11.0	25.0	6.0	70.0	Brazed	F61125-2	F61125-6	-
12.7	19.0	6.0	64.0	Brazed	F61220-2	F61220-6	-
12.7	25.0	6.0	70.0	Brazed	F61225-2	F61225-6	F61225-3
16.0	25.0	6.0	70.0	Brazed	F61525-2	F61525-6	F61525-3
16.0	30.0	6.0	75.0	Brazed	F61530-2	F61530-6	-
19.0	25.0	6.0	70.0	Brazed	F62025-2	F62025-6	F62025-3
19.0	32.0	6.0	77.0	Brazed	F62032-2	F62032-6	F62032-3
19.0	38.0	6.0	83.0	Brazed	F62038-2	F62038-6	F62038-3

Part Numbers

8mm
shank

Dimensions - All in mm

d1	l1	d2	l2	Type	Cut 2	Cut 6	Cut 3
12.7	22.0	8.0	67.0	Brazed	E81220-2	E81220-6	E81220-3
16.0	25.0	8.0	70.0	Brazed	E81525-2	E81525-6	E81525-3
19.0	25.0	8.0	70.0	Brazed	E82025-2	E82025-6	E82025-3

Part Numbers

8mm
shank

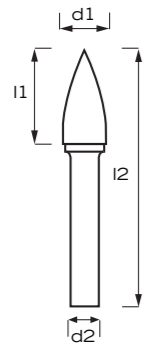
Dimensions - All in mm

d1	l1	d2	l2	Type	Cut 2	Cut 6	Cut 3
12.7	25.0	8.0	70.0	Brazed	F81225-2	F81225-6	F81225-3
16.0	25.0	8.0	70.0	Brazed	F81525-2	F81525-6	F81525-3
19.0	25.0	8.0	70.0	Brazed	F82025-2	F82025-6	F82025-3
19.0	32.0	8.0	77.0	Brazed	F82032-2	F82032-6	F82032-3
19.0	38.0	8.0	83.0	Brazed	F82038-2	F82038-6	F82038-3

Part Numbers

Pointed Tree

Shape: G, SPG, SG



3mm
shank

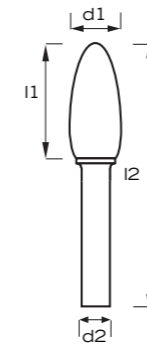
Dimensions - All in mm

d1	l1	d2	l2	Type	Cut 2	Cut 6	Cut 3
3.0	6.0	3.0	38.0	Solid	G30306-2	G30306-6	-
3.0	10.0	3.0	38.0	Solid	G30310-2	G30310-6	-
3.0	14.0	3.0	38.0	Solid	G30312-2	G30312-6	G30312-3
5.0	12.7	3.0	38.0	Solid	G30512-2	G30512-6	-
6.3	12.7	3.0	45.0	Brazed	G30612-2	G30612-6	G30612-3

Part Numbers

Flame

Shape: H, SH



3mm
shank

Dimensions - All in mm

d1	l1	d2	l2	Type	Cut 2	Cut 6	Cut 3
3.0	6.0	3.0	38.0	Solid	H30306-2	H30306-6	-
5.0	9.5	3.0	38.0	Solid	H30510-2	H30510-6	-
6.0	10.0	3.0	43.0	Brazed	H30612-2	H30612-6	-

Part Numbers

6mm
shank

Dimensions - All in mm

d1	l1	d2	l2	Type	Cut 2	Cut 6	Cut 3
6.0	18.0	6.0	50.0	Solid	G60618-2	G60618-6	G60618-3
8.0	19.0	6.0	64.0	Brazed	G60820-2	G60820-6	G60820-3
9.6	19.0	6.0	64.0	Brazed	G61020-2	G61020-6	G61020-3
12.7	19.0	6.0	64.0	Brazed	G61220-2	G61220-6	-
12.7	25.0	6.0	70.0	Brazed	G61225-2	G61225-6	G61225-3
12.7	30.0	6.0	75.0	Brazed	G61230-2	G61230-6	-
16.0	25.0	6.0	70.0	Brazed	G61525-2	G61525-6	G61525-3
16.0	30.0	6.0	75.0	Brazed	G61630-2	G61630-6	-
19.0	25.0	6.0	70.0	Brazed	G62025-2	G62025-6	-
19.0	38.0	6.0	83.0	Brazed	G62038-2	G62038-6	-

Part Numbers

6mm
shank

Dimensions - All in mm

d1	l1	d2	l2	Type	Cut 2	Cut 6	Cut 3
6.0	14.0	6.0	50.0	Solid	H60614-2	H60614-6	-
8.0	19.0	6.0	64.0	Brazed	H60820-2	H60820-6	H60820-3
9.6	19.0	6.0	65.0	Brazed	H61020-2	H61020-6	H61020-3
12.7	32.0	6.0	77.0	Brazed	H61232-2	H61232-6	H61232-3
16.0	36.0	6.0	81.0	Brazed	H61535-2	H61535-6	H61535-3
19.0	41.0	6.0	86.0	Brazed	H62042-2	H62042-6	-

Part Numbers

8mm
shank

Dimensions - All in mm

d1	l1	d2	l2	Type	Cut 2	Cut 6	Cut 3
12.7	25.0	8.0	70.0	Brazed	G81225-2	G81225-6	-
12.7	30.0	8.0	75.0	Brazed	G81230-2	G81230-6	-
16.0	25.0	8.0	70.0	Brazed	G81525-2	G81525-6	-
16.0	30.0	8.0	75.0	Brazed	G81630-2	G81630-6	-
19.0	25.0	8.0	70.0	Brazed	G82025-2	G82025-6	-
19.0	38.0	8.0	83.0	Brazed	G82038-2	G82038-6	-

Part Numbers

8mm
shank

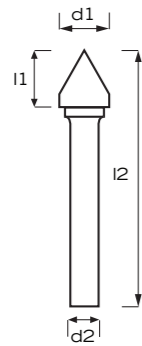
Dimensions - All in mm

d1	l1	d2	l2	Type	Cut 2	Cut 6	Cut 3
12.7	32.0	8.0	77.0	Brazed	H81232-2	H81232-6	-
16.0	36.0	8.0	81.0	Brazed	H81535-2	H81535-6	-
19.0	41.0	8.0	86.0	Brazed	H82042-2	H82042-6	-

Part Numbers

60° Countersink

Shape: J, KSJ, SJ



3mm
shank

Dimensions - All in mm

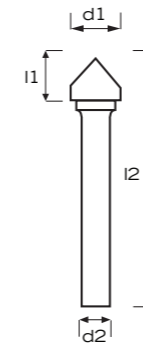
d1	l1	d2	l2	Type
3.0	2.5	3.0	38.0	Solid

Part Numbers

Cut 2	Cut 6
J30303-2	J30303-6

90° Countersink

Shape: K, KSK, SK



3mm
shank

Dimensions - All in mm

d1	l1	d2	l2	Type
3.0	1.5	3.0	38.0	Solid

Part Numbers

Cut 2	Cut 6
K30303-2	K30303-6

6mm
shank

Dimensions - All in mm

d1	l1	d2	l2	Type
6.0	4.0	6.0	50.0	Solid
9.6	8.0	6.0	56.0	Brazed
12.7	11.0	6.0	59.0	Brazed
16.0	14.5	6.0	63.0	Brazed
19.0	17.5	6.0	65.0	Brazed
25.0	24.5	6.0	70.0	Brazed

Part Numbers

Cut 2	Cut 6
J60606-2	J60606-6
J61008-2	J61008-6
J61210-2	J61210-6
J61512-2	J61512-6
J62018-2	J62018-6
J62520-2	J62520-6

6mm
shank

Dimensions - All in mm

d1	l1	d2	l2	Type
6.0	3.0	6.0	50.0	Solid
9.6	4.7	6.0	53.0	Brazed
12.7	6.3	6.0	55.0	Brazed
16.0	8.0	6.0	57.0	Brazed
19.0	9.5	6.0	59.0	Brazed
25.0	12.7	6.0	61.0	Brazed

Part Numbers

Cut 2	Cut 6
K60603-2	K60603-6
K61004-2	K61004-6
K61206-2	K61206-6
K61508-2	K61508-6
K62012-2	K62012-6
K62512-2	K62512-6

8mm
shank

Dimensions - All in mm

d1	l1	d2	l2	Type
12.7	11.0	8.0	59.0	Brazed
16.0	14.5	8.0	63.0	Brazed
19.0	17.5	8.0	65.0	Brazed
25.0	24.5	8.0	70.0	Brazed

Part Numbers

Cut 2	Cut 6
J81210-2	J81210-6
J81512-2	J81512-6
J82018-2	J82018-6
J82520-2	J82520-6

8mm
shank

Dimensions - All in mm

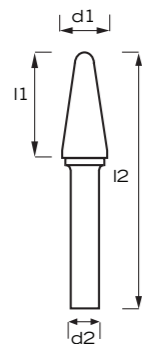
d1	l1	d2	l2	Type
12.7	6.3	8.0	55.0	Brazed
16.0	8.0	8.0	57.0	Brazed
19.0	9.5	8.0	59.0	Brazed
25.0	12.7	8.0	61.0	Brazed

Part Numbers

Cut 2	Cut 6
K81206-2	K81206-6
K81508-2	K81508-6
K82012-2	K82012-6
K82512-2	K82512-6

Ball Nose Cone

Shape: L, KEL, SL



3mm
shank

Dimensions - All in mm

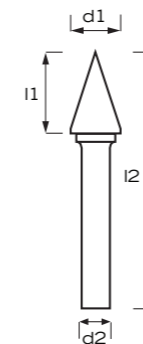
d1	l1	d2	l2	Type	Angle
3.0	10.0	3.0	38.0	Solid	10°
3.0	14.0	3.0	38.0	Solid	8°
5.0	12.7	3.0	38.0	Solid	14°
6.3	15.8	3.0	48.0	Brazed	22°

Part Numbers

Cut 2	Cut 6	Cut 3
L30310-2	L30310-6	-
L30312-2	L30312-6	L30312-3
L30512-2	L30512-6	-
L30612-2	L30612-6	L30612-3

Cone

Shape: M, SKM, SM



3mm
shank

Dimensions - All in mm

d1	l1	d2	l2	Type	Angle
3.0	8.0	3.0	38.0	Solid	18°
3.0	11.0	3.0	38.0	Solid	14°
3.0	15.0	3.0	38.0	Solid	10°
6.3	12.7	3.0	49.0	Brazed	22°

Part Numbers

Cut 2	Cut 6	Cut 3
M30308-2	M30308-6	-
M30311-2	M30311-6	M30311-3
M30315-2	M30315-6	-
M30612-2	M30612-6	M30612-3

6mm
shank

Dimensions - All in mm

d1	l1	d2	l2	Type	Angle
6.0	18.0	6.0	50.0	Solid	14°
8.0	25.4	6.0	70.0	Brazed	14°
10.0	20.0	6.0	65.0	Brazed	14°
9.6	30.0	6.0	76.0	Brazed	14°
12.0	25.0	6.0	70.0	Brazed	14°
12.7	32.0	6.0	77.0	Brazed	14°
16.0	33.0	6.0	78.0	Brazed	14°
19.0	41.0	6.0	86.0	Brazed	14°

Part Numbers

Cut 2	Cut 6	Cut 3
L60618-2	L60618-6	L60618-3
L60822-2	L60822-6	L60822-3
L61020-2	L61020-6	L61020-3
L61026-2	L61026-6	L61026-3
L61225-2	L61225-6	-
L61228-2	L61228-6	L61228-3
L61533-2	L61533-6	L61533-3
L62038-2	L62038-6	-

6mm
shank

Dimensions - All in mm

d1	l1	d2	l2	Type	Angle
6.0	12.7	6.0	50.0	Solid	20°
6.0	20.0	6.0	50.0	Solid	14°
6.0	25.0	6.0	50.0	Solid	10°
8.0	18.0	6.0	64.0	Brazed	22°
9.6	16.0	6.0	64.0	Brazed	28°
12.7	22.0	6.0	71.0	Brazed	28°
16.0	25.0	6.0	71.0	Brazed	31°

Part Numbers

Cut 2	Cut 6	Cut 3
M60612-2	M60612-6	-
M60620-2	M60620-6	M60620-3
M60625-2	M60625-6	-
M60818-2	M60818-6	-
M61020-2	M61020-6	M61020-3
M61222-2	M61222-6	M61222-3
M61525-2	M61525-6	-

8mm
shank

Dimensions - All in mm

d1	l1	d2	l2	Type	Angle
12.7	32.0	8.0	77.0	Brazed	14°
16.0	33.0	8.0	78.0	Brazed	14°
19.0	41.0	8.0	86.0	Brazed	14°

Part Numbers

Cut 2	Cut 6	Cut 3
L81228-2	L81228-6	L81228-3
L81533-2	L81533-6	L81533-3
L82038-2	L82038-6	-

8mm
shank

Dimensions - All in mm

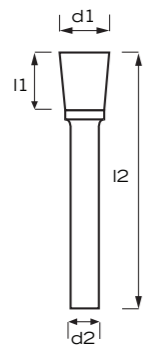
d1	l1	d2	l2	Type	Angle
12.7	22.0	8.0	71.0	Brazed	28°
16.0	25.0	8.0	71.0	Brazed	31°

Part Numbers

Cut 2	Cut 6	Cut 3
M81222-2	M81222-6	-
M81525-2	M81525-6	-

Inverted Cone

Shape: N, WKN, SN



3mm
shank

Dimensions - All in mm

d1	l1	d2	l2	Type	Angle
3.0	4.0	3.0	38.0	Solid	10°
3.0	4.0	3.0	38.0	Solid	10°
6.3	6.0	3.0	39.0	Brazed	12°
6.3	6.4	3.0	39.0	Brazed	12°

Part Numbers

Cut 2	Cut 6
N30304-2	N30304-6
N30304-2E*	N30304-6E*
N30606-2	N30606-6
N30606-2E*	N30606-6E*

* Inverted Cone with Endcut

6mm
shank

Dimensions - All in mm

d1	l1	d2	l2	Type	Angle
6.0	8.0	6.0	50.0	Solid	10°
9.6	9.5	6.0	55.0	Brazed	16°
12.7	12.7	6.0	58.0	Brazed	28°
16.0	19.0	6.0	64.0	Brazed	18°
19.0	16.0	6.0	61.0	Brazed	30°

Part Numbers

Cut 2	Cut 6
N60606-2	N60606-6
N61010-2	N61010-6
N61212-2	N61212-6
N61520-2	N61520-6
N62015-2	N62015-6

8mm
shank

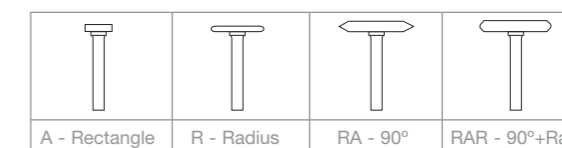
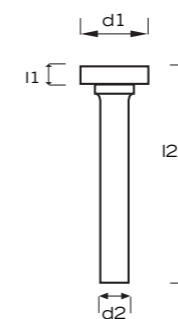
Dimensions - All in mm

d1	l1	d2	l2	Type	Angle
12.7	12.7	8.0	58.0	Brazed	28°
16.0	19.0	8.0	64.0	Brazed	18°
19.0	16.0	8.0	61.0	Brazed	30°

Part Numbers

Cut 2	Cut 6
N81212-2	N81212-6
N81520-2	N81520-6
N82015-2	N82015-6

Rim Shape



Profile Shapes



3mm
shank

Dimensions - All in mm

d1	l1	d2	l2	Type
10.0	1.6	3.0	34.0	A

Part Numbers

Cut 2
A3101.6-2

6mm
shank

Dimensions - All in mm

d1	l1	d2	l2	Type
12	2.6	6.0	48.0	A
25.0	3.2	6.0	48.0	RAR
25.0	5.5	6.0	50.0	RA
25.0	6.3	6.0	51.0	R
38.0	6.1	6.0	51.0	RAR

Part Numbers

Cut 2
A6122.6-2
RAR62503-2
RA62505-2
R62506-2
RAR63806-2

8mm
shank

Dimensions - All in mm

d1	l1	d2	l2	Type
25	3.2	8.0	48.0	RAR
25.0	5.5	8.0	50.0	RA
25.0	6.3	8.0	51.0	R
38.0	6.1	8.0	51.0	RAR

Part Numbers

Cut 2
RAR82503-2
RA82505-2
R82506-2
RAR83806-2

Miniature Range

Cylinder without Endcut - Shape A, ZYA, SA

Dimensions - All in mm					Part Numbers		
d1	l1	d2	l2	Type	Cut 2	Cut 6	Cut 3
1.5	6.0	3.0	38.0	Solid	A31.506-2	A31.506-6	-
2.0	11.0	3.0	38.0	Solid	A30211-2	A30211-6	-
2.5	12.0	3.0	38.0	Solid	A32.512-2	A32.512-6	-
3.0	14.0	3.0	38.0	Solid	A30314-2	A30314-6	A30314-3
5.0	12.7	3.0	38.0	Solid	A30512-2	A30512-6	-
6.3	4.7	3.0	37.0	Brazed	A30605-2	A30605-6	-
6.3	12.7	3.0	45.0	Brazed	A30612-2	A30612-6	A30612-3

Oval - Shape E, TRE, SE

Dimensions - All in mm					Part Numbers		
d1	l1	d2	l2	Type	Cut 2	Cut 6	Cut 3
3.0	6.0	3.0	38.0	Solid	E30306-2	E30306-6	E30306-3
5.0	8.0	3.0	38.0	Solid	E30508-2	E30508-6	-
6.3	9.5	3.0	42.0	Brazed	E30610-2	E30610-6	E30610-3

Cylinder with Endcut - Shape B, ZYAS, SB

Dimensions - All in mm					Part Numbers		
d1	l1	d2	l2	Type	Cut 2	Cut 6	Cut 3
1.5	6.0	3.0	38.0	Solid	B31.506-2	B31.506-6	-
2.0	11.0	3.0	38.0	Solid	B30211-2	B30211-6	-
2.5	12.0	3.0	38.0	Solid	B32.512-2	B32.512-6	-
3.0	14.0	3.0	38.0	Solid	B30314-2	B30314-6	B30314-3
5.0	12.7	3.0	38.0	Solid	B30512-2	B30512-6	-
6.3	4.7	3.0	37.0	Brazed	B30605-2	B30605-6	-
6.3	12.7	3.0	45.0	Brazed	B30612-2	B30612-6	B30612-3

Ball Nosed Tree - Shape F, RBF, SF

Dimensions - All in mm					Part Numbers		
d1	l1	d2	l2	Type	Cut 2	Cut 6	Cut 3
3.0	6.0	3.0	38.0	Solid	F30306-2	F30306-6	-
3.0	8.0	3.0	38.0	Solid	F30308-2	F30308-6	-
3.0	14.0	3.0	38.0	Solid	F30312-2	F30312-6	F30312-3
5.0	12.7	3.0	38.0	Solid	F30512-2	F30512-6	-
6.3	12.7	3.0	45.0	Brazed	F30612-2	F30612-6	F30612-3

Ball Nosed Cylinder - Shape C, WRC, SC

Dimensions - All in mm					Part Numbers		
d1	l1	d2	l2	Type	Cut 2	Cut 6	Cut 3
2.0	11.0	3.0	38.0	Solid	C30211-2	C30211-6	-
2.5	11.0	3.0	38.0	Solid	C32.511-2	C32.511-6	-
3.0	14.0	3.0	38.0	Solid	C30312-2	C30312-6	C30312-3
5.0	12.7	3.0	38.0	Solid	C30512-2	C30512-6	-
6.3	12.7	3.0	45.0	Brazed	C30612-2	C30612-6	C30612-3

Pointed Tree - Shape G, SPG, SG

Dimensions - All in mm					Part Numbers		
d1	l1	d2	l2	Type	Cut 2	Cut 6	Cut 3
3.0	6.0	3.0	38.0	Solid	G30306-2	G30306-6	-
3.0	10.0	3.0	38.0	Solid	G30310-2	G30310-6	-
3.0	14.0	3.0	38.0	Solid	G30312-2	G30312-6	G30312-3
5.0	12.7	3.0	38.0	Solid	G30512-2	G30512-6	-
6.3	12.7	3.0	45.0	Brazed	G30612-2	G30612-6	G30612-3

Ball - Shape D, KUD, SD

Dimensions - All in mm					Part Numbers		
d1	l1	d2	l2	Type	Cut 2	Cut 6	Cut 3
2.0	1.8	3.0	38.0	Solid	D30202-2	D30202-6	-
2.5	2.3	3.0	38.0	Solid	D32.52.5-2	D32.52.5-6	-
3.0	2.5	3.0	38.0	Solid	D30303-2	D30303-6	D30303-3
4.0	3.4	3.0	38.0	Solid	D30404-2	D30404-6	D30404-3
5.0	4.7	3.0	38.0	Solid	D30505-2	D30505-6	-
6.3	5.0	3.0	38.0	Brazed	D30606-2	D30606-6	D30606-3

Flame - Shape H, SH

Dimensions - All in mm					Part Numbers		
d1	l1	d2	l2	Type	Cut 2	Cut 6	Cut 3
3.0	6.0	3.0	38.0	Solid	H30306-2	H30306-6	-
5.0	9.5	3.0	38.0	Solid	H30510-2	H30510-6	-
6.0	10.0	3.0	43.0	Brazed	H30612-2	H30612-6	-

60° Countersink - Shape J, KSJ, SJ

Dimensions - All in mm					Part Numbers		
d1	l1	d2	l2	Type	Cut 2	Cut 6	Cut 3
3.0	2.5	3.0	38.0	Solid	J30303-2	J30303-6	-

Miniature Range

90° Countersink - Shape K, KSK, SK

Dimensions - All in mm						Part Numbers		
d1	l1	d2	l2	Type		Cut 2	Cut 6	Cut 3
3.0	1.5	3.0	38.0	Solid		K30303-2	K30303-6	-

Ball Nosed Cone - Shape L, KEL, SL

Dimensions - All in mm						Part Numbers		
d1	l1	d2	l2	Type	Angle	Cut 2	Cut 6	Cut 3
3.0	10.0	3.0	38.0	Solid	10°	L30310-2	L30310-6	-
3.0	14.0	3.0	38.0	Solid	8°	L30312-2	L30312-6	L30312-3
5.0	12.7	3.0	38.0	Solid	14°	L30512-2	L30512-6	-
6.3	15.8	3.0	48.0	Brazed	22°	L30612-2	L30612-6	L30612-3

Cone - Shape M, SKM, SM

Dimensions - All in mm						Part Numbers		
d1	l1	d2	l2	Type	Angle	Cut 2	Cut 6	Cut 3
3.0	8.0	3.0	38.0	Solid	18°	M30308-2	M30308-6	-
3.0	11.0	3.0	38.0	Solid	14°	M30311-2	M30311-6	M30311-3
3.0	15.0	3.0	38.0	Solid	10°	M30315-2	M30315-6	-
6.3	12.7	3.0	49.0	Brazed	22°	M30612-2	M30612-6	M30612-3

Inverted Cone Shape N, WKN, SN

Dimensions - All in mm						Part Numbers		
d1	l1	d2	l2	Type	Angle	Cut 2	Cut 6	Cut 3
3.0	4.0	3.0	38.0	Solid	10°	N30304-2	N30304-6	-
6.3	6.4	3.0	39.0	Brazed	12°	N30606-2	N30606-6	-
3.0	4.0	3.0	38.0	Solid	10°	N30304-2E*	N30304-6E*	-
6.3	6.4	3.0	39.0	Brazed	12°	N30606-2E*	N30606-6E*	-

* Inverted cone with endcut

Rim

Dimensions - All in mm						Part Numbers		
d1	l1	d2	l2	Type		Cut 2	Cut 6	Cut 3
10.0	1.6	3.0	34.0	Brazed		A3101.6-2	-	-



Cylinder without Endcut Shape A

Dimensions - All in mm						Part Numbers		
d1	l1	d2	l2	Type		Cut 2	Cut 6	Cut 3
1.0	4.0	3.0	38.0					
1.5	4.0	3.0	38.0			A30104-2 MICRO		
2.0	4.0	3.0	38.0			A31.504-2 MICRO		
						A30204-2 MICRO		

Ball Nosed Cylinder Shape C

Dimensions - All in mm						Part Numbers		
d1	l1	d2	l2	Type		Cut 2	Cut 6	Cut 3
1.0	4.0	3.0	38.0					
1.5	4.0	3.0	38.0			C30104-2 MICRO		
2.0	4.0	3.0	38.0			C31.504-2 MICRO		
						C30204-2 MICRO		

Ball Shape D

Dimensions - All in mm						Part Numbers		
d1	l1	d2	l2	Type		Cut 2	Cut 6	Cut 3
1.0	0.9	3.0	38.0	Solid				
1.5	1.4	3.0	38.0	Solid		D30101-2 MICRO		
2.0	1.8	3.0	38.0	Solid		D31.51.5-2 MICRO		
						D30202-2 MICRO		

Oval Shape E

Dimensions - All in mm						Part Numbers		
d1	l1	d2	l2	Type		Cut 2	Cut 6	Cut 3
1.5	4.0	3.0	38.0	Solid				
						E31.504-2 MICRO		

Ball Nosed Tree Shape F

Dimensions - All in mm						Part Numbers		
d1	l1	d2	l2	Type		Cut 2	Cut 6	Cut 3
1.5	4.0	3.0	38.0	Solid				
						F31.504-2 MICRO		

Pointed Tree Shape G

Dimensions - All in mm						Part Numbers		
d1	l1	d2	l2	Type		Cut 2	Cut 6	Cut 3
1.5	4.0	3.0	38.0	Solid				
						G31.504-2 MICRO		

Cone Shape M

Dimensions - All in mm						Part Numbers		
d1	l1	d2	l2	Type	Angle	Cut 2	Cut 6	Cut 3
1.5	4.0	3.0	38.0	Solid	16°			
						M31.504-2 MICRO		

Long Shank Range

Cylinder without Endcut - Shape A, ZYA, SA

3mm shank		Dimensions - All in mm					Part Numbers	
d1	l1	d2	l2	Type	Cut 2	Cut 6		
3.0	14.0	3.0	50	Solid	A30314-2-50	A30314-6-50		
3.0	14.0	3.0	75	Solid	A30314-2-75	A30314-6-75		
3.0	14.0	3.0	100	Solid	A30314-2-100	A30314-6-100		

6mm shank		Dimensions - All in mm					Part Numbers	
d1	l1	d2	l2	Type	Cut 2	Cut 6		
6.0	18.0	6.0	100	Solid	A60618-2-100	A60618-6-100		
6.0	18.0	6.0	150	Solid	A60618-2-150	A60618-6-150		
8.0	19.0	6.0	172	Brazed	A60820-2-170	A60820-6-170		
9.6	19.0	6.0	172	Brazed	A61020-2-170	A61020-6-170		
12.7	25.0	6.0	178	Brazed	A61225-2-175	A61225-6-175*		

Cylinder with Endcut - Shape B, ZYAS, SB

3mm shank		Dimensions - All in mm					Part Numbers	
d1	l1	d2	l2	Type	Cut 2	Cut 6		
3.0	14.0	3.0	50	Solid	B30314-2-50	B30314-6-50		
3.0	14.0	3.0	75	Solid	B30314-2-75	D30314-6-75		
3.0	14.0	3.0	100	Solid	B30314-2-100	B30314-6-100		

6mm shank		Dimensions - All in mm					Part Numbers	
d1	l1	d2	l2	Type	Cut 2	Cut 6		
6.0	18.0	6.0	100	Solid	B60618-2-100	B60618-6-100		
6.0	18.0	6.0	150	Solid	B60618-2-150	B60618-6-150		
8.0	19.0	6.0	172	Brazed	B60820-2-170	B60820-6-170		
9.6	19.0	6.0	172	Brazed	B61020-2-170	B61020-6-170		
12.7	25.0	6.0	178	Brazed	B61225-2-175	B61225-6-175*		

Ball Nosed Cylinder - Shape C, WRC, SC

3mm shank		Dimensions - All in mm					Part Numbers	
d1	l1	d2	l2	Type	Cut 2	Cut 6		
3.0	14.0	3.0	50	Solid	C30312-2-50	C30312-6-50		
3.0	14.0	3.0	75	Solid	C30312-2-75	C30312-6-75		
3.0	14.0	3.0	100	Solid	C30312-2-100	C30312-6-100		

6mm shank		Dimensions - All in mm					Part Numbers	
d1	l1	d2	l2	Type	Cut 2	Cut 6		
6.0	18.0	6.0	100	Solid	C60618-2-100	C60618-6-100		
6.0	18.0	6.0	150	Solid	C60618-2-150	C60618-6-150		
8.0	19.0	6.0	172	Brazed	C60820-2-170	C60820-6-170		
9.6	19.0	6.0	172	Brazed	C61020-2-170	C61020-6-170		
12.7	25.0	6.0	178	Brazed	C61225-2-175	C61225-6-175*		

*Also available with 8mm shank



Ball - Shape D, KUD, SD

3mm shank		Dimensions - All in mm					Part Numbers	
d1	l1	d2	l2	Type	Cut 2	Cut 6		
3.0	2.5	3.0	50	Solid	D30303-2-50	D30303-6-50		
3.0	2.5	3.0	75	Solid	D30303-2-75	D30303-6-75		

6mm shank		Dimensions - All in mm					Part Numbers	
d1	l1	d2	l2	Type	Cut 2	Cut 6		
8.0	6.0	6.0	182	Brazed	D60808-2-180	D60808-6-180		
9.6	8.0	6.0	184	Brazed	D61010-2-185	D61010-2-185		
12.7	11.0	6.0	164	Brazed	D51212-2-162	D61212-6-162*		

Oval - Shape E, TRE, SE

3mm shank		Dimensions - All in mm					Part Numbers	
d1	l1	d2	l2	Type	Cut 2	Cut 6		
3.0	6.0	3.0	50	Solid	E30306-2-50	E30306-6-50		
3.0	6.0	3.0	75	Solid	E30306-2-75	E30306-6-75		

6mm shank		Dimensions - All in mm					Part Numbers	
d1	l1	d2	l2	Type	Cut 2	Cut 6		
9.6	16.0	6.0	168	Brazed	E61015-2-165	E61015-6-165		
12.7	22.0	6.0	175	Brazed	E61220-2-170	E61220-6-170*		

Ball Nosed Tree - Shape F, RBF, SF

3mm shank		Dimensions - All in mm					Part Numbers	
d1	l1	d2	l2	Type	Cut 2	Cut 6		
3.0	14.0	3.0	50	Solid	F30312-2-50	F30312-6-50		
3.0	14.0	3.0	75	Solid	F30312-2-75	F30312-6-75		

6mm shank		Dimensions - All in mm					Part Numbers	
d1	l1	d2	l2	Type	Cut 2	Cut 6		
6.0	18.0	6.0	150	Solid	F60618-2-150	F60618-6-150		
9.6	19.0	6.0	172	Brazed	F61020-2-170	F61020-6-170		
12.7	25.0	6.0	178	Brazed	F61225-2-175	F61225-6-175*		

*Also available with 8mm shank

Long Shank Range

Pointed Tree - Shape G, SPG, SG

3mm shank	Dimensions - All in mm					Part Numbers	
	d1	l1	d2	l2	Type	Cut 2	Cut 6
	3.0	14.0	3.0	50	Solid	G30312-2-50	G30312-6-50
	3.0	14.0	3.0	75	Solid	G30312-2-75	G30312-6-75

6mm shank	Dimensions - All in mm					Part Numbers	
	d1	l1	d2	l2	Type	Cut 2	Cut 6
	9.6	19.0	6.0	172	Brazed	G61020-2-170	G61020-6-170
	12.7	25.0	6.0	178	Brazed	G61225-2-175	G61225-5-175*

Flame - Shape H, SH

3mm shank	Dimensions - All in mm					Part Numbers	
	d1	l1	d2	l2	Type	Cut 2	Cut 6
	3.0	14.0	3.0	50	Solid	H30306-2-50	H30306-6-50
	3.0	14.0	3.0	75	Solid	H30306-2-75	H30306-6-75

6mm shank	Dimensions - All in mm					Part Numbers	
	d1	l1	d2	l2	Type	Cut 2	Cut 6
	8.0	19.0	6.0	172	Brazed	H60820-2-170	H60820-6-170
	12.7	32.0	6.0	178	Brazed	H61232-2-182	H61232-6-182*

Ball Nosed Cone - Shape L, KEL, SL

3mm shank	Dimensions - All in mm						Part Numbers	
	d1	l1	d2	l2	Type	Angle	Cut 2	Cut 6
	3.0	14.0	3.0	50	Solid	8°	L30312-2-50	L30312-6-50
	3.0	14.0	3.0	75	Solid	8°	L30312-2-75	L30312-6-75

6mm shank	Dimensions - All in mm						Part Numbers	
	d1	l1	d2	l2	Type	Angle	Cut 2	Cut 6
	9.6	30.0	6.0	183	Brazed	14°	L61026-2-176	L61026-6-176
	12.7	30.2	6.0	185	Brazed	14°	L61228-2-182	L61228-6-182*



Coated Range - TiAlN coated for extended tool life

Cylinder without Endcut - Shape A, ZYA, SA

3mm shank	Dimensions - All in mm					Part Numbers	
	d1	l1	d2	l2	Type	Cut 6	Cut 3
	3.0	14.0	3.0	38.0	Solid	A30314-6 TIALN	-

6mm shank	Dimensions - All in mm					Part Numbers	
	d1	l1	d2	l2	Type	Cut 6	Cut 3
	6.0	18.0	6.0	50.0	Solid	A60618-6 TIALN	-
	8.0	19.0	6.0	64.0	Brazed	A60820-6 TIALN	-
	9.6	19.0	6.0	64.0	Brazed	A61020-6 TIALN	A61020-3 TIALN
	12.7	25.0	6.0	70.0	Brazed	A61225-6 TIALN	A61225-3 TIALN

Cylinder with Endcut - Shape B, ZYAS, SB

3mm shank	Dimensions - All in mm					Part Numbers	
	d1	l1	d2	l2	Type	Cut 6	Cut 3
	3.0	14.0	3.0	38.0	Solid	B30314-6 TIALN	-

6mm shank	Dimensions - All in mm					Part Numbers	
	d1	l1	d2	l2	Type	Cut 6	Cut 3
	6.0	18.0	6.0	50.0	Solid	B60618-6 TIALN	-
	8.0	19.0	6.0	64.0	Brazed	B60820-6 TIALN	-
	9.6	19.0	6.0	64.0	Brazed	B61020-6 TIALN	B61020-3 TIALN
	12.7	25.0	6.0	70.0	Brazed	B61225-6 TIALN	B61225-3 TIALN

Ball Nosed Cylinder - Shape C, WRC, SC

3mm shank	Dimensions - All in mm					Part Numbers	
	d1	l1	d2	l2	Type	Cut 6	Cut 3
	3.0	14.0	3.0	38.0	Solid	C30312-6 TIALN	-

6mm shank	Dimensions - All in mm					Part Numbers	
	d1	l1	d2	l2	Type	Cut 6	Cut 3
	6.0	18.0	6.0	50.0	Solid	C60618-6 TIALN	-
	8.0	19.0	6.0	64.0	Brazed	C60820-6 TIALN	-
	9.6	19.0	6.0	64.0	Brazed	C61020-6 TIALN	C61020-3 TIALN
	12.7	25.0	6.0	70.0	Brazed	C61225-6 TIALN	C61225-3 TIALN

*Also available with 8mm shank

Coated Range

Ball - Shape D, KUD, SD

3mm shank		Dimensions - All in mm					Part Numbers	
d1	l1	d2	l2	Type	Cut 6	Cut 3		
3.0	2.5	3.0	38.0	Solid	D30303-6 TIALN	-		

6mm shank		Dimensions - All in mm					Part Numbers	
d1	l1	d2	l2	Type	Cut 6	Cut 3		
6.0	4.7	6.0	50.0	Solid	D60606-6 TIALN	-		
8.0	6.0	6.0	52.0	Brazed	D60808-6 TIALN	-		
9.6	8.0	6.0	54.0	Brazed	D61010-6 TIALN	D61010-3 TIALN		
12.7	11.0	6.0	56.0	Brazed	D61212-6 TIALN	D61212-3 TIALN		

Ball Nosed Tree - Shape F, RBF, SF

3mm shank		Dimensions - All in mm					Part Numbers	
d1	l1	d2	l2	Type	Cut 6	Cut 3		
3.0	14.0	3.0	38.0	Solid	F30312-6 TIALN	-		

6mm shank		Dimensions - All in mm					Part Numbers	
d1	l1	d2	l2	Type	Cut 6	Cut 3		
6.0	18.0	6.0	50.0	Solid	F60618-6 TIALN	-		
9.6	19.0	6.0	65.0	Brazed	F61020-6 TIALN	F61020-3 TIALN		
12.7	25	6.0	70.0	Brazed	F61225-6 TIALN	F61225-3 TIALN		

Pointed Tree - Shape G, SPG, SG

3mm shank		Dimensions - All in mm					Part Numbers	
d1	l1	d2	l2	Type	Cut 6	Cut 3		
3.0	14.0	3.0	38.0	Solid	G30312-6 TIALN	-		

6mm shank		Dimensions - All in mm					Part Numbers	
d1	l1	d2	l2	Type	Cut 6	Cut 3		
6.0	18.0	6.0	50.0	Solid	G60618-6 TIALN	-		
9.6	19.0	6.0	64.0	Brazed	G61020-6 TIALN	-		
12.7	25.0	6.0	70.0	Brazed	G61225-6 TIALN	-		



Coated Range

Flame - Shape H, SH

6mm shank		Dimensions - All in mm					Part Numbers	
d1	l1	d2	l2	Type	Cut 6	Cut 3		
8.0	19.0	6.0	64.0	Brazed	H60820-6 TIALN	-		
12.7	32.0	6.0	77.0	Brazed	H61232-6 TIALN	-		

Ball Nosed Cone - Shape L, KEL, SL

3mm shank		Dimensions - All in mm					Part Numbers	
d1	l1	d2	l2	Type	Cut 6	Cut 3		
3.0	14.0	3.0	38.0	Solid	L30312-6 TIALN	-		

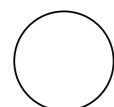
6mm shank		Dimensions - All in mm					Part Numbers	
d1	l1	d2	l2	Type	Cut 2	Cut 3		
12.7	32.0	6.0	77.0	Brazed	L61228-6 TIALN	L61228-3 TIALN		

Diamond Cut Router Range - for fibre glass and composite materials (GFK, CFK)




Power Cut Range - for heavy duty applications (Foundries / Shipyards)

Without
Endcut



Dimensions - All in mm					Part Numbers
d1	l1	d2	l2	Type	Cut 8
3.0	13.0	3.0	45.0	Solid	P30313-8
4.0	16.0	4.0	50.0	Solid	P40416-8
6.0	19.0	6.0	63.0	Solid	P60619-8
8.0	25.0	8.0	63.0	Solid	P80825-8
10.0	25.0	10.0	63.0	Solid	P101025-8
12.0	30.0	12.0	75.0	Solid	P121230-8

With
Endcut



Dimensions - All in mm					Part Numbers
d1	l1	d2	l2	Type	Cut 8
3.0	13.0	3.0	45.0	Solid	P30313-8E
4.0	16.0	4.0	50.0	Solid	P40416-8E
6.0	19.0	6.0	63.0	Solid	P60619-8E
8.0	25.0	8.0	63.0	Solid	P80825-8E
10.0	25.0	10.0	63.0	Solid	P101025-8E
12.0	30.0	12.0	75.0	Solid	P121230-8E

Two Flute
Endmill
Endcut



Dimensions - All in mm					Part Numbers
d1	l1	d2	l2	Type	Cut 8
3.0	13.0	3.0	45.0	Solid	P30313-8ME
4.0	16.0	4.0	50.0	Solid	P40416-8ME
6.0	19.0	6.0	63.0	Solid	P60619-8ME
8.0	25.0	8.0	63.0	Solid	P80825-8ME
10.0	25.0	10.0	63.0	Solid	P101025-8ME
12.0	30.0	12.0	75.0	Solid	P121230-8ME

135°
Drill Point



Dimensions - All in mm					Part Numbers
d1	l1	d2	l2	Type	Cut 8
3.0	13.0	3.0	45.0	Solid	P30313-8DP
4.0	16.0	4.0	50.0	Solid	P40416-8DP
6.0	19.0	6.3	63.0	Solid	P60619-8DP
8.0	25.0	8.0	63.0	Solid	P80825-8DP
10.0	25.0	10.0	63.0	Solid	P101025-8DP
12.0	30.0	12.0	75.0	Solid	P121230-8DP

Cylinder without Endcut - Shape A, ZYA, SA

6mm
shank

Dimensions - All in mm					Part Numbers
d1	l1	d2	l2	Type	Cut 5
9.6	19.0	6.0	64.0	Brazed	A61020-5
12.7	25.0	6.0	70.0	Brazed	A61225-5
16.0	25.0	6.0	70.0	Brazed	A61525-5

8mm
shank

d1	l1	d2	l2	Type	Cut 5
12.7	25.0	8.0	70.0	Brazed	A81225-5

Cylinder with Endcut- Shape B, ZYAS, SB

6mm
shank

Dimensions - All in mm					Part Numbers
d1	l1	d2	l2	Type	Cut 5
9.6	19.0	6.0	64.0	Brazed	B61020-5
12.7	25.0	6.0	70.0	Brazed	B61225-5
16.0	25.0	6.0	70.0	Brazed	B61525-5

8mm
shank

d1	l1	d2	l2	Type	Cut 2
12.7	25.0	8.0	70.0	Brazed	B81225-5

Ball Nosed Cylinder - Shape C, WRC, SC

6mm
shank

Dimensions - All in mm					Part Numbers
d1	l1	d2	l2	Type	Cut 5
8.0	19.0	6.0	64.0	Brazed	C60820-5
9.6	19.0	6.0	64.0	Brazed	C61020-5
12.7	25.0	6.0	70.0	Brazed	C61225-5
16.0	25.0	6.0	70.0	Brazed	C61525-5

8mm
shank

d1	l1	d2	l2	Type	Cut 5
12.7	25.0	8.0	70.0	Brazed	C81225-5

Power Cut Range

Ball - Shape D, KUD, SD

6mm shank

Dimensions - All in mm					Part Numbers
d1	l1	d2	l2	Type	Cut 5
9.6	8.0	6.0	54.0	Brazed	D61010-5
12.7	11.0	6.0	56.0	Brazed	D61212-5

Oval - Shape E, TRE, SE

6mm shank

Dimensions - All in mm					Part Numbers
d1	l1	d2	l2	Type	Cut 5
9.6	16.0	6.0	60.0	Brazed	E61015-5
12.7	22.0	6.0	67.0	Brazed	E61220-5

Ball Nosed Tree - Shape F, RBF, SF

6mm shank

Dimensions - All in mm					Part Numbers
d1	l1	d2	l2	Type	Cut 5
9.6	19.0	6.0	64.0	Brazed	F61020-5
12.7	25	6.0	70.0	Brazed	F61225-5
16.0	25	6.0	70.0	Brazed	F61525-5

8mm shank

d1	l1	d2	l2	Type	Cut 5
12.7	25	8.0	70.0	Brazed	F81225-5
16.0	25	8.0	70.0	Brazed	F81525-5



Power Cut Range

Pointed Tree - Shape G, SPG, SG

6mm shank

Dimensions - All in mm					Part Numbers
d1	l1	d2	l2	Type	Cut 5
9.6	19.0	6.0	64.0	Brazed	G61020-5
12.7	25.0	6.0	70.0	Brazed	G61225-5

8mm shank

d1	l1	d2	l2	Type	Cut 5
12.7	25.0	8.0	70.0	Brazed	G81225-5

Flame - Shape H, SH

6mm shank

Dimensions - All in mm					Part Numbers
d1	l1	d2	l2	Type	Cut 5
12.7	32.0	6.0	77.0	Brazed	H61232-5

Ball Nosed Cone - Shape L, KEL, SL

6mm shank

Dimensions - All in mm						Part Numbers
d1	l1	d2	l2	Type	Angle	Cut 5
8.0	25.0	6.0	70.0	Brazed	14°	L60822-5
9.6	30.0	6.0	76.0	Brazed	14°	L61026-5
12.7	32.0	6.0	77.0	Brazed	14°	L61228-5
16.0	33.0	6.0	78.0	Brazed	14°	L61533-5

8mm shank

d1	l1	d2	l2	Type	Angle	Cut 5
12.7	32.0	8.0	77.0	Brazed	14°	L81228-5

Cone - Shape M, SKM, SM

6mm shank

Dimensions - All in mm						Part Numbers
d1	l1	d2	l2	Type	Angle	Cut 5
12.7	22.0	6.0	7.1	Brazed	28°	M61222-5

Burr Sets

Burr Set 8pc (6mm Shank/Cut 6)

Part Number: BS2

A61225-6
C61020-6
C61225-6
D61212-6
E61015-6
F61020-6
F61225-6
G61020-6



Burr Set 5pc (6mm Shank/Cut 6)

Part Number: BS6

B61020-6
C61225-6
F61225-6
G61020-6
L61228-6



Coated Burr Set 5pc (6mm Shank/Cut 6)

Part Number: BSCB6

B61020-6 TIALN
C61225-6 TIALN
F61225-6 TIALN
G61020-6 TIALN
L61228-6 TIALN



Power Cut Burr Set 5pc (6mm Shank/Cut 5)

Part Number: BSPC5


B61225-5
C61225-5
F61225-5
G61225-5
L61228-5



Burr Set 10pc (3mm Shank/Cut 6)

Part Number: BS1A

A30314-6
C30312-6
D30303-6
E30306-6
F30312-6
G30312-6
H30306-6
L30312-6
M30311-6
N30304-6



Micro Burr Set 10pc (3mm Shank/Cut 2 MICRO)

Part Number: BSMICRO

A30104-2 MICRO
A31.504-2 MICRO
C30104-2 MICRO
C31.504-2 MICRO
D30101-2 MICRO
D31.51.5-2 MICRO
E31.504-2 MICRO
F31.504-2 MICRO
G31.504-2 MICRO
M31.504-2 MICRO



40pc Burr Display

Part Number: BS40

B60618-6	F61020-6
B60820-6	F61225-6
B61020-6	G60618-6
B61225-6	G60820-6
C60618-6	G61020-6
C60820-6	G61225-6
C61020-6	L60618-6
C61225-6	L60822-6
F60618-6	L61026-6
F60820-6	L61228-6



- 2 pieces of each part included
- Secure lockable design
- Dimensions: (w)165mm x (h)310mm x (l)245mm

Recommendations For Use

- It may be necessary to alter the running speeds from those shown in the speed chart in order to achieve optimum performance.
- Harder materials require slower running speeds.
- Smaller burrs require faster running speeds.
- Long shank burrs require slower speeds for safety reasons.
- Apply constant movement and light pressure when using the burr.
- Running below the optimum speed will cause chipping.
- Running above optimum speed will cause premature tooth wear.
- Allowing the burr to become too hot may cause the braze to soften, and cause the head to become detached from the shank.
- Using tools and collets which have become worn will encourage chipping.
- Do not sink the burr for more than one third of its periphery.

Always Remember to Wear




Ear Protection



Face Mask



Safety Glasses



Protective Gloves

procut
part of the  group

t +353 49 432 6178
f +353 49 432 6298

e sales@atagroup.ie
w www.atagroup.ie

ATA Group IDA Business & Technology Park,
Killygarry, Cavan, Co Cavan, Ireland